

RAPIDOBAT®

For round and angular reinforced
concrete columns





OUR CONVICTION: FORWARD CONSTRUCTING.

Not just to reflect the current state of building technology, but always to be a decisive step ahead – this is our promise. This is why we constantly achieve pioneering work in all product areas. Our employees consistently use their extensive practical experience and creativity to benefit our customers. Through regular collaborative dialogue with our target groups, we develop today the products which are needed tomorrow. With our dynamics we set consistently milestones in building technology – yesterday, today and tomorrow. This is what we mean by Forward Constructing.

CONTENT

04 ■

RAPIDOBAT®

The brand formwork tubes

08 ■

RAPIDOBAT® Cretcon HD

For perfect concrete
surfaces

12 ■

RAPIDOBAT® Lined

For very smooth concrete
surfaces

14 ■

RAPIDOBAT® Unlined

For smooth concrete
surfaces with barely visible
spiral markings

16 ■

RAPIDOBAT® Square

For square reinforced-
concrete columns

18 ■

RAPIDOBAT® Rectangular, hexagon and octagon

For angular reinforced-
concrete columns

22 ■

RAPIDOBAT® Custom shapes

For creative reinforced-
concrete columns

24 ■

RAPIDOBAT® Capitals and bases

For enhancing the aesthetic
appeal of reinforced-
concrete columns

26 ■

RAPIDOBAT® Accessories

For secure retention when
constructing columns

28 ■

Service & Contact

We are malways
there for you.
We will be wherever you are.



RAPIDOBAT®

THE BRAND FORMWORK TUBES

THE PRODUCT

RAPIDOBAT® by H-BAU Technik is a disposable formwork system for casting round and alternative shaped concrete columns. The casing tubes consist of multilaminated paper layers, which are extremely robust.

In addition, the formwork tubes can be specially treated depending on the demands on the exposed concrete and the architect's requirements. A number of designs are available.

ADVANTAGES

- Tried and trusted manufacturer of highest quality column formwork for more than 20 years
- Integrated ripcord for easy stripping
- Recyclable material
- Keeps its shape even in driving rain
- Matching capitals and bases available

APPLICATION AREAS

Using RAPIDOBAT® formwork tubes, combining architectural freedom with structural feasibility presents no problems. Simple erection, concreting and stripping allow economical and rapid construction. Depending on the client's wishes, the columns can be produced with a barely visible spiral marking for subordinate structures such as cellars or underground car parks, or with a seamless coating for high-quality exposed concrete columns, such as those used in large residential buildings and commercial projects.

APPLICATION NOTES

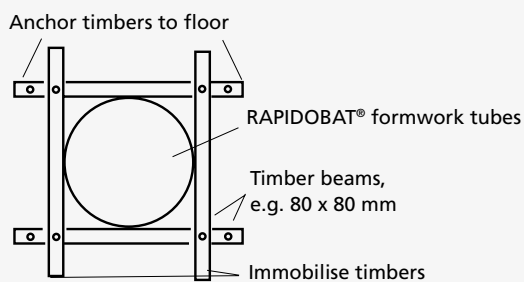
SECURING THE RAPIDOBAT® FORMWORK TUBES

Up to a formwork tube length of 5.00 m the formwork tube can be secured using a single guy plane. Additional guy planes must be used for formwork tube lengths greater than 5.00 m. If heavy tension-compression props are used for guying, we recommend installing additional, short pieces of formwork tube beneath the RAPIDO-Clamp elements. This prevents pressure points on the formwork tube and the concrete column.

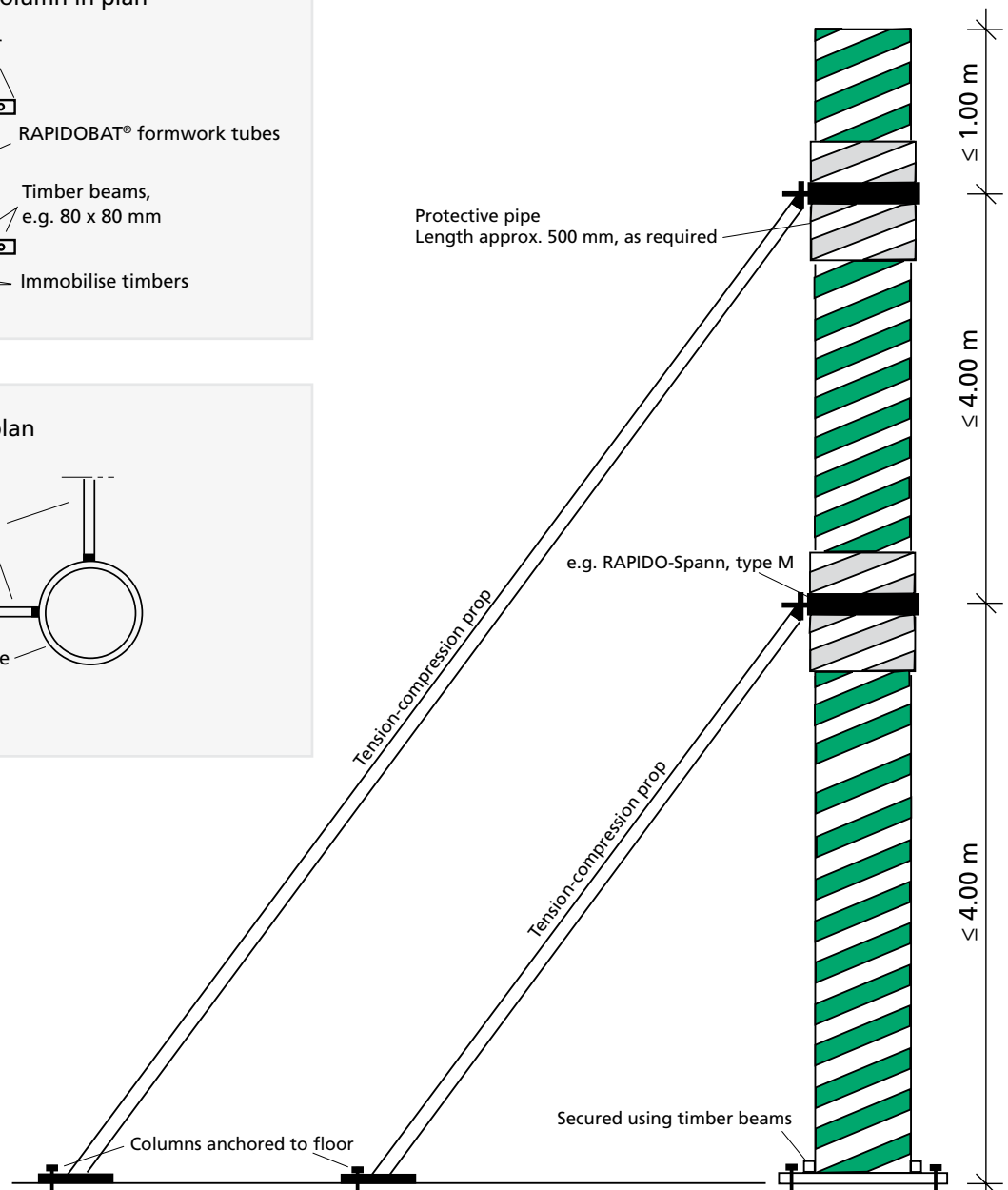
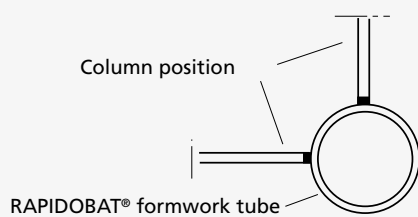
LOWER SUPPORTS

The lower RAPIDOBAT® formwork tube support can be easily provided by a wooden annulus (may be cut using a template), tightly surrounding the outside of the tube. Where larger formwork diameters are used, we recommend providing the formwork tube with an approx. 10 cm high wooden annular base. RAPIDOFIX was specially designed for aligning the RAPIDOBAT® Square and Rectangle models: simple, practical, good. Refer to page 27.

Wooden annulus at foot of column in plan

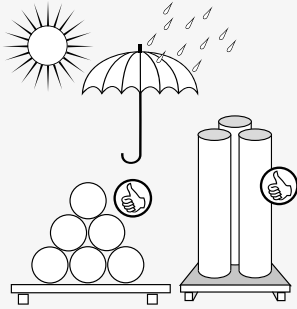


Column location in plan




APPLICATION NOTES

1



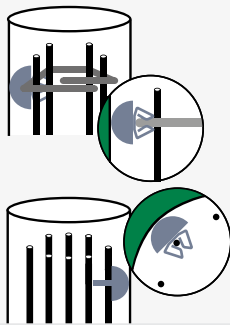
- RAPIDOBAT® formwork tubes must be stored upright and kept dry until used
- They must be protected from atmospheric and soil humidity, as well as heat
- Cover the top of Cretcon HD with film until concreting

2



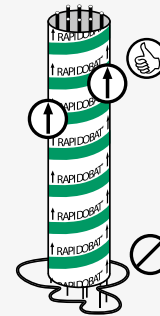
- Check the formwork tube for damage

3



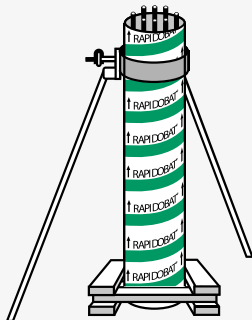
- When choosing column reinforcement, make sure that the external diameter of the reinforcement cage is not too large
- To install the reinforcement cage in the RAPIDOBAT® formwork, there must be sufficient space between the reinforcement and the tube so as not to damage the inner surface
- Spacers must not have sharp edges. We recommend that you use plenty of triangular surface spacers made of fibre concrete with hooks

4



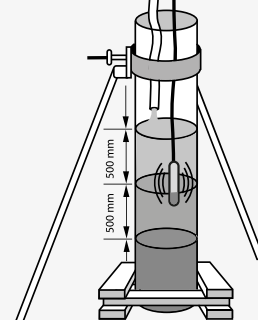
- Remove standing water from around the columns
- Install RAPIDOBAT® formwork tubes with the arrow pointing upwards

5



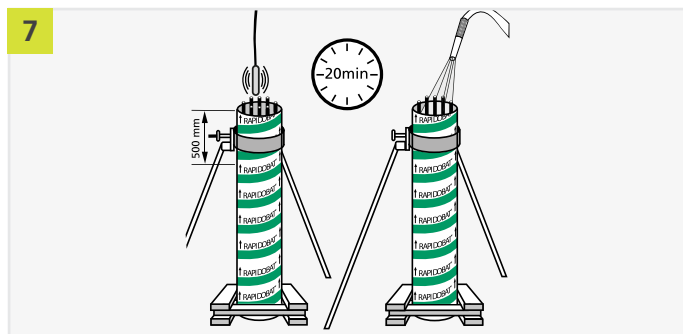
- Secure the bottom of the formwork tube with a wooden annulus (possibly a cut-out template), which tightly encircles the tube
- Columns higher than 4 metres require intermediate bracing in addition to the upper and lower anchoring devices
- For greater heights, bracing is necessary every 3-4 metres

6

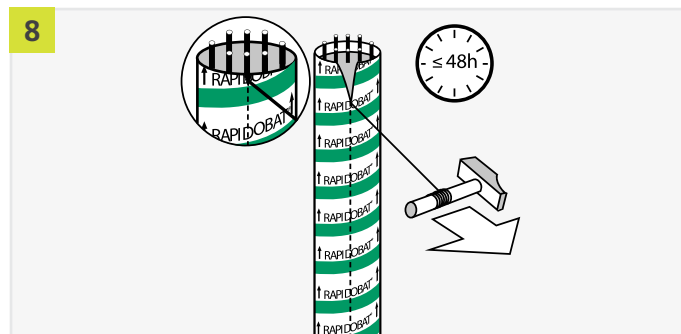


- The RAPIDOBAT® formwork tube is designed to withstand the vibrations and stresses of an internal vibrator
- Caution: Do not use an external vibrator
- Pour the concrete using a filling hose
- Concrete should be placed in the columns and compacted in layers of 50 cm
- Meld the poured layers together by needling

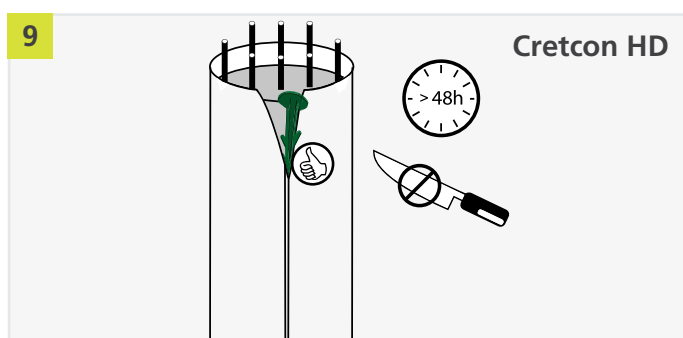
APPLICATION NOTES



- Re-compact the top poured layer before hydration begins
- After re-compaction, apply a water film to the column head
- See the DBV bulletin "Exposed concrete"



- The ripcord integrated in the formwork tube works like a zip
- Use a knife to cut the cover liner near the ripcord
- Wrap the ripcord around a hammer handle, for example, and pull from the top down
- The formwork tube can be opened and removed from the column.
- Make sure that the tube is completely detached from the surface of the concrete



- With RAPIDOBAT® Cretcon HD, the coating must be removed from the column
- Use a knife to score the Cretcon HD coating at the former position of the ripcord (pre-break point)
- Push an insulation anchor or a plastic nail up behind the Cretcon HD coating and pull downwards
- Do not use sharp objects
- The tube can be repositioned around the column as protection

GENERAL INFORMATION

CONCRETING SPEED

Tube diameter mm		Concreting speed m/h
from	to	
100	300	6.0
300	450	5.0
450	600	3.5
600	1200	2.5

- When using self-compacting concrete, the concreting speeds must be halved

STRIPPING DEADLINES

- RAPIDOBAT® unlined: Within 48 hours
- RAPIDOBAT® lined: Within 48 hours
- RAPIDOBAT® Cretcon HD: After a minimum of 48 hours

DISPOSAL

- RAPIDOBAT® formwork tubes can be disposed of with the paper recycling



RAPIDOBAT® Cretcon HD

FOR PERFECT
CONCRETE SURFACES

THE PRODUCT

The innovative RAPIDOBAT® Cretcon HD formwork tube provides a high-density concrete surface. With its active, absorbent Cretcon HD coating, the exposed concrete column acquires a previously unachievable, high-quality concrete surface. With the activatable Cretcon HD coating, it is now possible to achieve a previously unattainable high-quality concrete surface finish on exposed concrete columns.

ADVANTAGES

- Exposed concrete class SB 4, proved
- The new standard for exposed concrete construction owing to hydrogel-formwork-skin
- Pore-free, uniform colouring and a matt surface without extra effort
- Perfect exposed concrete not requiring cosmetic improvement

APPLICATION AREAS

The integrated ripcord allows quick and easy stripping of the reinforced concrete column. The RAPIDOBAT® tube can then be used to protect the fresh concrete.

CRETCON HD® SURFACE:

H-BAU Technik has taken the RAPIDOBAT® Cretcon HD shuttering tubes and developed them for surface shuttering applications.

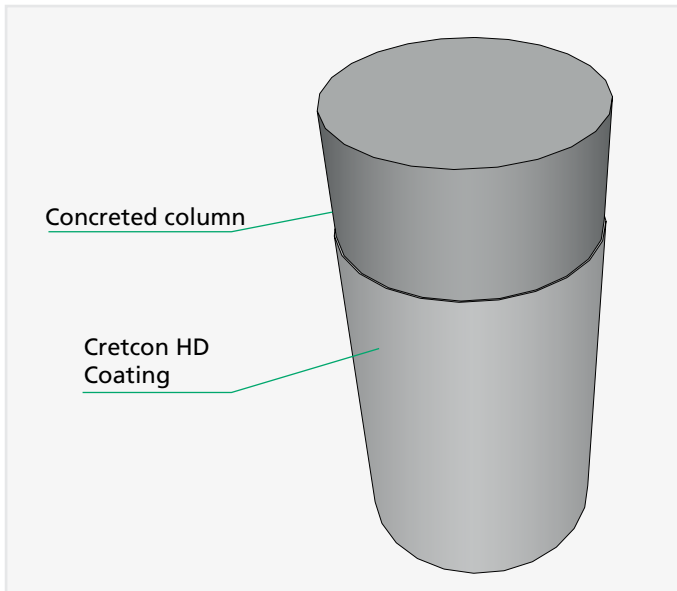
Ask our Application Technology team:

Phone: +49 7742 9215-300

Fax: +49 7742 9215-319

Email: technik@h-bau.de

TECHNICAL INFORMATION



CERTIFIED EXPOSED CONCRETE CLASSIFICATION:

- Highest porosity class P4
 - Highest colour uniformity class FT3
 - Highest texture class T3
 - Highest smoothness class E3
 - Highest construction joint and formwork skin joint class AF4
- Exposed concrete class SB 4

DIMENSIONS

Type	Ø Internal [mm]	Ø External [mm]	Max. normal length [m]	Weight [kg/m]	Concrete requirement [m³/m]
200	200	206	6.00	2.09	0.031
240	240	247	7.00	2.97	0.045
250	250	257	7.00	3.02	0.049
300	300	308	7.00	4.11	0.071
350	350	360	7.00	5.37	0.096
360	360	370	7.00	5.50	0.102
400	400	410	7.00	6.27	0.126
435	435	445	7.00	6.65	0.149
450	450	462	7.00	7.83	0.159
500	500	514	7.00	9.54	0.196
560	560	574	7.00	10.67	0.246
600	600	614	7.00	11.50	0.283
650	650	666	7.00	13.91	0.332
700	700	716	7.00	14.97	0.385
750	750	768	7.00	17.60	0.442
800	800	820	7.00	20.74	0.503



WINNER OF THE 2013 INNOVATION PRIZE

SHAPELIER, BETTER, PORE-FREE

Architects applaud the aesthetics of high-quality exposed concrete columns and contractors welcome the formwork solution to provide them. With its innovative, activatable hydrogel skin, RAPIDOBAT® Cretcon HD formwork creates a unique concrete surface. The innovation is leading the way where previous clients – and other protagonists of perfect exposed concrete architecture – had their reservations because of irritating pores, cavities and mottling.

The official test certificate issued by Dresden Technical University's Institut für Baustofftechnik (Institute for Construction Materials Technology) confirms the excellent results achieved by RAPIDOBAT® Cretcon HD. The test certificate is available to download at: www.h-bau.de

Standard cardboard formwork tubes provided with a synthetic film insert were compared to the new, jointless RAPIDOBAT® Cretcon HD tubes in a technical evaluation. During the first test run, Test A, technically incorrect concreting was carried out. In a further concreting run, Test B, the RAPIDOBAT® Cretcon HD casing pipe was correctly concreted. To make conditions more difficult, less suitable concrete was used in both tests.

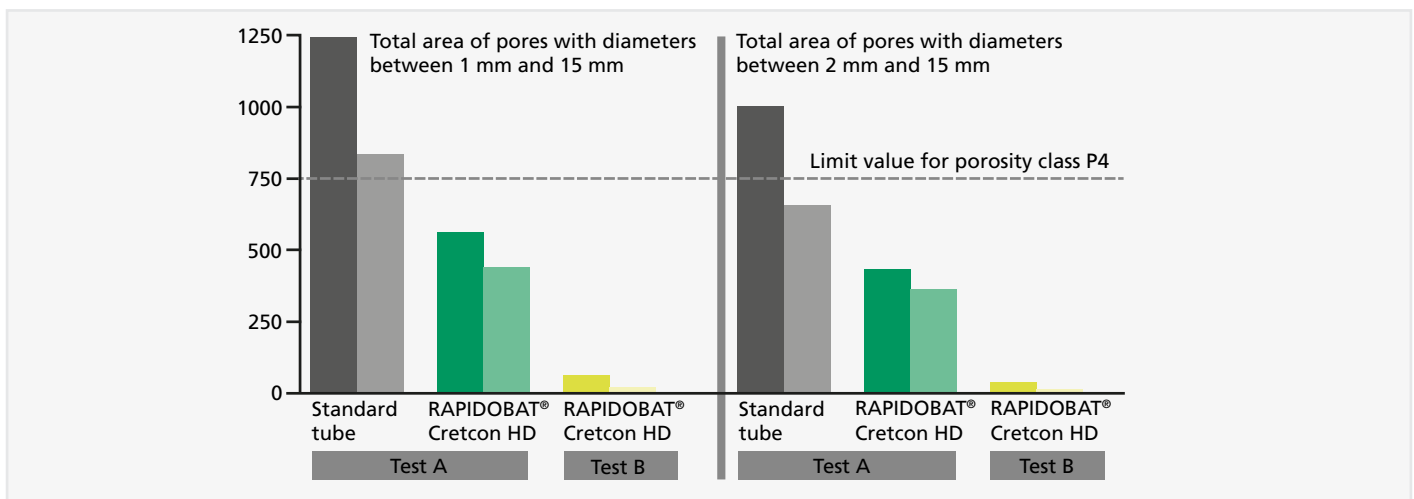


Fig. 1: Total pore area as a function of the type of casing pipe and concreting quality for pore diameters 1 – 15 mm and 2 – 15 mm (source: TU Dresden test report, ref. no. 5.5.1 - 38/2012, p. 10).

PORE-FREE SURFACE WITHOUT COSMETIC IMPROVEMENTS

The overall impression of finished columns by using RAPIDOBAT® Cretcon HD provides a very uniform colouring and a matt surface. Mottling is practically imperceptible. To achieve the best porosity class P4 (lowest percentage of pores) the cumulated pore area visible on the surface may not exceed the limit value of 750 mm². The test surface measures 500 x 500 mm. Despite the enhanced demands on exposed concrete classification the results confirm the overall impression (see Figure 1):

- **Test A:** despite the adverse conditions, the RAPIDOBAT® Cretcon HD specimen achieved the required limit of 750 mm² with a clear margin of safety.
- **Test B:** processing under appropriate concreting, however, using only partially suitable concrete, RAPIDOBAT® Cretcon HD is able to produce a nearly pore-free concrete surface.

Pore counting on the RAPIDOBAT® Cretcon HD specimens, test B, resulted in an average pore area of 22 mm². This is **less than 3%** of the maximum allowable 750 mm² pore area.

Cosmetic post-treatment is no longer necessary. This allows reliable and absolutely unchallengeable classification into porosity class P4.

THE HIGHEST CLASSIFICATION IN EVERY WAY

TEXTURE, FLATNESS, CONSTRUCTION JOINTS AND FORMWORK SKIN JOINTS

The RAPIDOBAT® design means the specimens meet the highest demands of the classifications specified in the DBV "Exposed concrete" fact sheet.

In contrast to the standard tube, RAPIDOBAT® Cretcon HD tubes do not have formwork skin joints and can therefore be unquestionably classified into formwork skin joint class AF 4.

COLOUR UNIFORMITY

The colour of the specimens is so uniform that they achieve the highest classification, FT 3, compliant with the DBV "Exposed concrete" fact sheet.

EXPOSED CONCRETE CLASS

Because all surface characteristics can easily be allocated to the highest DBV "Exposed concrete" fact sheet classifications, the RAPIDOBAT® Cretcon HD specimens achieved the highest exposed concrete class, SB4 (see Table 1).

The very low number of pores is particularly noteworthy. Using the innovative RAPIDOBAT® Cretcon HD, exposed concrete class 4 can therefore be achieved easily and above all very reliably.

SO NEW AND ALREADY AWARD-WINNING

The idea of an activatable hydrogel formwork skin, which the RAPIDOBAT® Cretcon HD tubes are provided with, even convinced the top class jury of the 2013 Concrete Element Supplier Industry's Innovation Prize. At the 57th BetonTage convention in Ulm, Germany, they awarded H-BAU Technik the 2013 Innovation Prize. The Concrete Element Supplier Industry's Innovation Prize is awarded annually by the BetonTage organiser, FBF Betondienst GmbH, and the journal BFT International Betonwerk + Fertigteil-Technik. BetonTage in Ulm is Europe's largest concrete and prefabricated element industry convention.

See the quality of the Innovation Prize winner for yourself and compare the overall impression of the concrete surfaces. Figure 1 shows a column produced without using RAPIDOBAT® Cretcon HD. Figure 2 presents an almost perfect exposed concrete surface where the RAPIDOBAT® Cretcon HD activatable hydrogel formwork skin was used.



Fig. 1: without RAPIDOBAT® Cretcon HD



Fig. 2: with RAPIDOBAT® Cretcon HD

Columns from formwork pipes	Concreting	Individual classification					Exposed concrete class
Standard tubes	A	P 3	T 3	FT 1	E 3	AF 4	SB 1
RAPIDOBAT® Cretcon HD	A	P 4	T 3	FT 3	E 3	AF 4	SB 4
RAPIDOBAT® Cretcon HD	B	P4	T 3	FT 3	E 3	AF 4	SB 4

Tab. 1: Deriving the exposed concrete class from individual classifications (source: TU Dresden test report, ref. no. 5.5.1 - 38/2012, p. 10).



RAPIDOBAT® Lined

FOR VERY SMOOTH
CONCRETE SURFACES

THE PRODUCT

By employing a special foil, the concrete column meets the highest demands of formwork skin class SHK3 and texture class T3.

This means that RAPIDOBAT® Lined is particularly well suited to produce economical exposed concrete columns in a very short time.

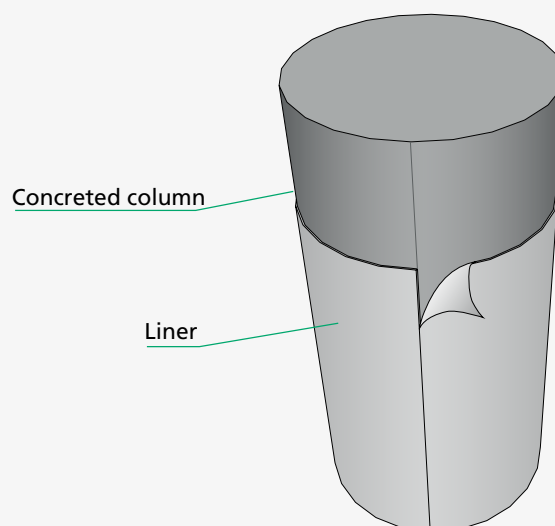
ADVANTAGES

- Tried and trusted manufacturer of highest quality column formwork for more than 20 years
- Recyclable material
- Keeps its shape even in driving rain
- Matching capitals and bases available

APPLICATION AREAS

The integrated ripcord allows quick and easy stripping of the reinforced concrete column. The RAPIDOBAT® tube can then be used to protect the fresh concrete.

TECHNICAL INFORMATION



DIMENSIONS

Type	Ø Internal [mm]	Ø External [mm]	Max. normal length* [m]	Weight [kg/m]	Concrete requirement [m³/m]
150	150	156	7.00	1.43	0.018
200	200	206	7.00	1.83	0.031
240	240	247	7.00	2.66	0.045
250	250	257	7.00	2.70	0.049
300	300	308	7.00	3.72	0.071
350	350	360	7.00	4.92	0.096
360	360	370	7.00	5.03	0.102
400	400	410	7.00	5.79	0.126
435	435	445	7.00	6.21	0.149
450	450	462	7.00	7.35	0.159
500	500	514	7.00	9.23	0.196
560	560	574	7.00	11.23	0.246
600	600	614	7.00	12.11	0.283
650	650	666	7.00	14.57	0.332
700	700	716	7.00	15.68	0.385
750	750	768	7.00	18.35	0.442
800	800	820	7.00	21.54	0.503
900	900	921	7.00	26.23	0.636
1000	1000	1025	7.00	30.81	0.785
1200	1200	1226	6.00	38.95	1.131

* Other dimensions and lengths on request



RAPIDOBAT® Unlined

FOR SMOOTH CONCRETE
SURFACES WITH BARELY
VISIBLE SPIRAL MARKINGS

THE PRODUCT

RAPIDOBAT® Unlined formwork tubes are characterised by a smooth concrete surface with barely visible spiral markings. They are highly suited to simple structures designed for functionality and economy.

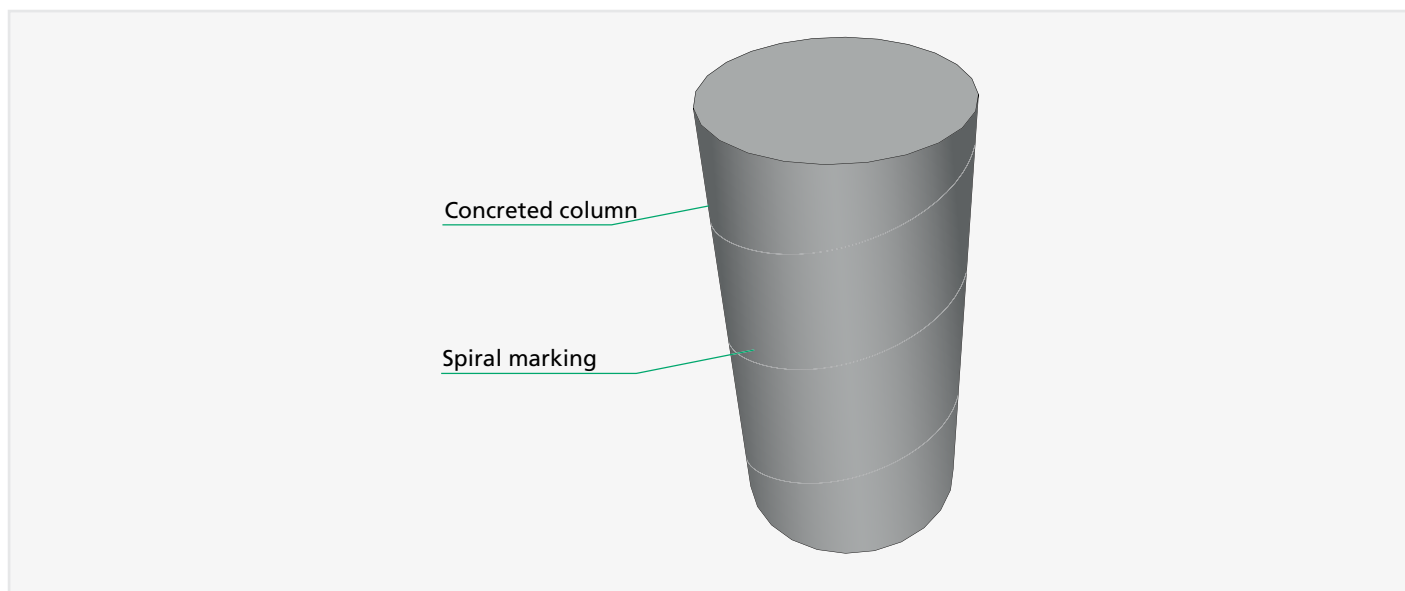
ADVANTAGES

- Tried and trusted manufacturer of highest quality column formwork for more than 20 years
- Recyclable material
- Keeps its shape even in driving rain
- Matching capitals and bases available

APPLICATION AREAS

The integrated ripcord allows quick and easy stripping of the reinforced concrete column. The RAPIDOBAT® tube can then be used to protect the fresh concrete.

TECHNICAL INFORMATION



DIMENSIONS

Type	Ø Internal [mm]	Ø External [mm]	Max. normal length* [m]	Weight [kg/m]	Concrete requirement [m³/m]
150	150	156	7.00	1.14	0.018
200	200	206	7.00	1.51	0.031
240	240	247	7.00	2.15	0.045
250	250	257	7.00	2.24	0.049
300	300	308	7.00	3.19	0.071
350	350	360	7.00	4.32	0.096
360	360	370	7.00	4.42	0.102
400	400	410	7.00	4.94	0.126
435	435	445	7.00	5.35	0.149
450	450	462	7.00	6.55	0.159
500	500	514	7.00	8.12	0.196
560	560	574	7.00	9.09	0.246
600	600	614	7.00	9.75	0.283
650	650	666	7.00	12.01	0.332
700	700	716	7.00	12.96	0.385
750	750	768	7.00	15.55	0.442
800	800	820	7.00	18.42	0.503
900	900	921	7.00	22.75	0.636
1000	1000	1025	7.00	26.94	0.785
1200	1200	1226	6.00	34.36	1.131

* Other dimensions and lengths on request



RAPIDOBAT® Square

FOR SQUARE
REINFORCED-CONCRETE
COLUMNS

THE PRODUCT

RAPIDOBAT® formwork tubes for square reinforced concrete columns consist of high-quality wound paper layers. The specially coated mediumdensity fibreboard inserts in the RAPIDOBAT® tubes provide a perfect concrete surface. The designs are chamfered at the corners.

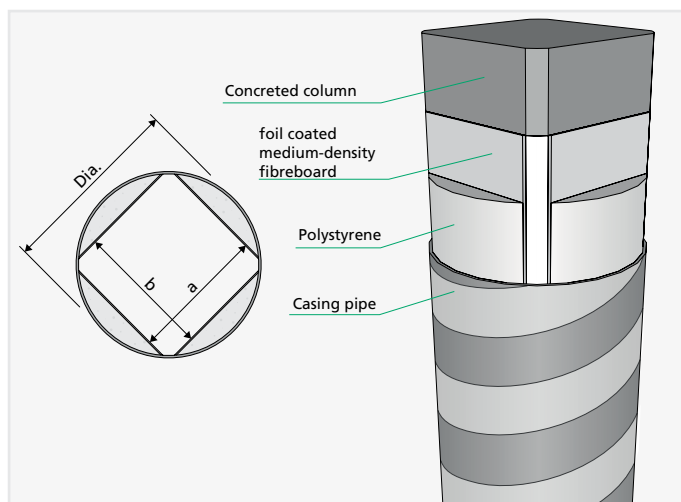
ADVANTAGES

- Tried and trusted manufacturer of highest quality column formwork for more than 20 years
- Recyclable material
- Inner and outer liners are impermeable to water
- Keeps its shape even in driving rain
- Matching capitals and bases available

APPLICATION AREAS

The integrated ripcord allows quick and easy stripping of the reinforced concrete column. Using RAPIDOBAT® formwork tubes, combining architectural freedom with structural feasibility presents no problems. Simple erection, concreting and stripping allow economical and rapid construction.

TECHNICAL INFORMATION



The jointless formwork of design A and the plastic corner profiles of design B enable, with their formwork skin consistency, concrete surfaces for the highest demands.

Design A: formwork tube with integrated chamfer

Design B: formwork tube with plastic corner profile

DIMENSIONS

Type	Design	Chamfer [mm]	Dimensions* a x b [mm]	Ø External [mm]	Max. normal length** [m]	Weight [kg/m]	Concrete requirement [m³/m]
20/20	A	18	200 x 200	273	5.00	6.90	0.040
24/24	A	22	240 x 240	325	5.00	7.30	0.057
25/25	A	21	250 x 250	342	5.00	7.50	0.062
30/30	A	24	300 x 300	411	5.00	9.50	0.089
35/35	B	22	350 x 350	515	5.00	14.10	0.122
40/40	B	22	400 x 400	615	5.00	17.20	0.160
45/45	B	22	450 x 450	667	5.00	21.50	0.202
50/50	B	22	500 x 500	737	5.00	26.80	0.250

* Other dimensions on request

** Longer lengths available. Horizontal panel joint above 5.00 m



RAPIDOBAT® Rectangular, hexagon and octagon

FOR ANGULAR REINFORCED-CONCRETE COLUMNS

THE PRODUCT

RAPIDOBAT® formwork tubes for angular reinforced concrete columns consist of high-quality wound paper layers. The specially coated medium density fibreboard inserts in the RAPIDOBAT® tubes provide a perfect concrete surface. The designs are chamfered at the corners.

ADVANTAGES

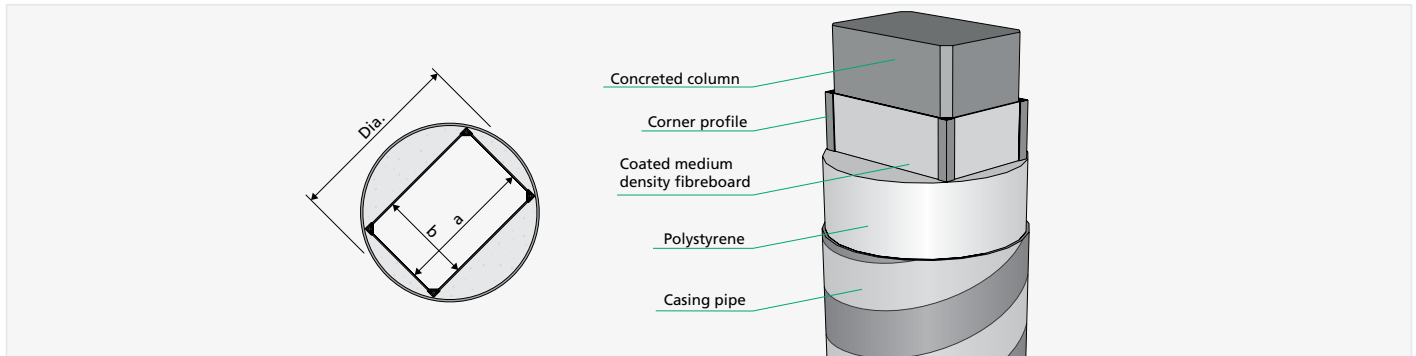
- Tried and trusted manufacturer of highest quality column formwork for more than 20 years
- Recyclable material
- Keeps its shape even in driving rain
- Matching capitals and bases available

APPLICATION AREAS

The integrated ripcord allows quick and easy stripping of the reinforced concrete column. Using RAPIDOBAT® formwork tubes, combining architectural freedom with structural feasibility presents no problems. Simple erection, concreting and stripping allow economical and rapid construction.

TECHNICAL INFORMATION

RAPIDOBAT® RECTANGULAR



DIMENSIONS

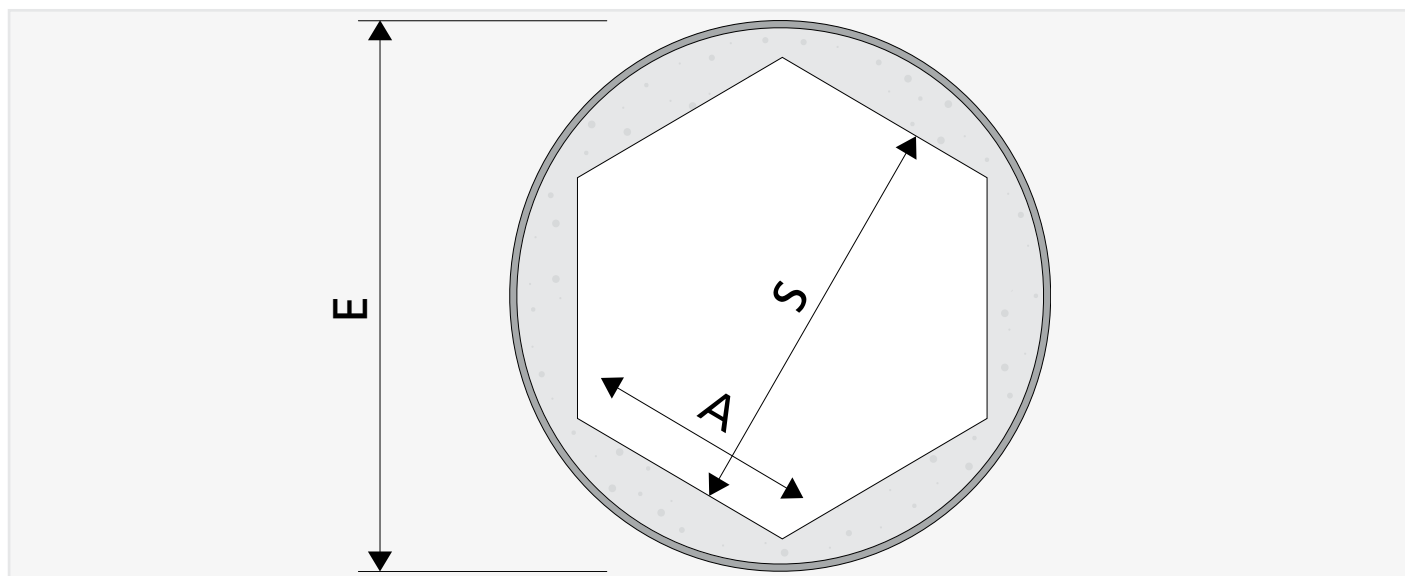
Type	Chamfer [mm]	Dimensions* a x b [mm]	Ø External [mm]	Max. normal length** [m]	Weight [kg/m]	Concrete requirement [m³/m]
175/240	22	175 X 240	325	5.00	7.80	0.042
200/240	22	200 X 240	359	5.00	8.50	0.048
200/250	22	200 X 250	359	5.00	8.60	0.062
200/300	22	200 X 300	410	5.00	9.80	0.089
200/350	22	200 X 350	460	5.00	9.90	0.122
200/400	22	200 X 400	512	5.00	13.90	0.160
200/450	22	200 X 450	512	5.00	14.20	0.202
200/500	22	200 X 500	572	5.00	15.50	0.250
240/300	22	240 X 300	410	5.00	9.70	0.040
240/350	22	240 X 350	445	5.00	11.00	0.057
240/365	22	240 X 365	461	5.00	12.50	0.062
240/400	22	240 X 400	512	5.00	14.00	0.089
240/450	22	240 X 450	572	5.00	15.30	0.122
240/500	22	240 X 500	572	5.00	15.30	0.160
250/300	22	250 X 300	410	5.00	10.00	0.202
250/350	22	250 X 350	460	5.00	11.10	0.250
250/400	22	250 X 400	512	5.00	14.30	0.089
250/450	22	250 X 450	572	5.00	15.20	0.122
250/500	22	250 X 500	614	5.00	18.00	0.160
300/350	22	300 X 350	512	5.00	13.70	0.202
300/400	22	300 X 400	572	5.00	16.10	0.250
300/450	22	300 X 450	572	5.00	15.50	0.122
300/500	22	300 X 500	614	5.00	17.20	0.160
350/400	22	350 X 400	572	5.00	17.70	0.202
350/450	22	350 X 450	614	5.00	17.50	0.250
350/500	22	350 X 500	665	5.00	20.40	0.160
400/450	22	400 X 450	665	5.00	20.30	0.202
400/500	22	400 X 500	665	5.00	20.10	0.250

* Other dimensions on request

** Longer lengths available. Horizontal panel joint above 5.00 m

TECHNICAL INFORMATION

RAPIDOBAT® HEXAGON

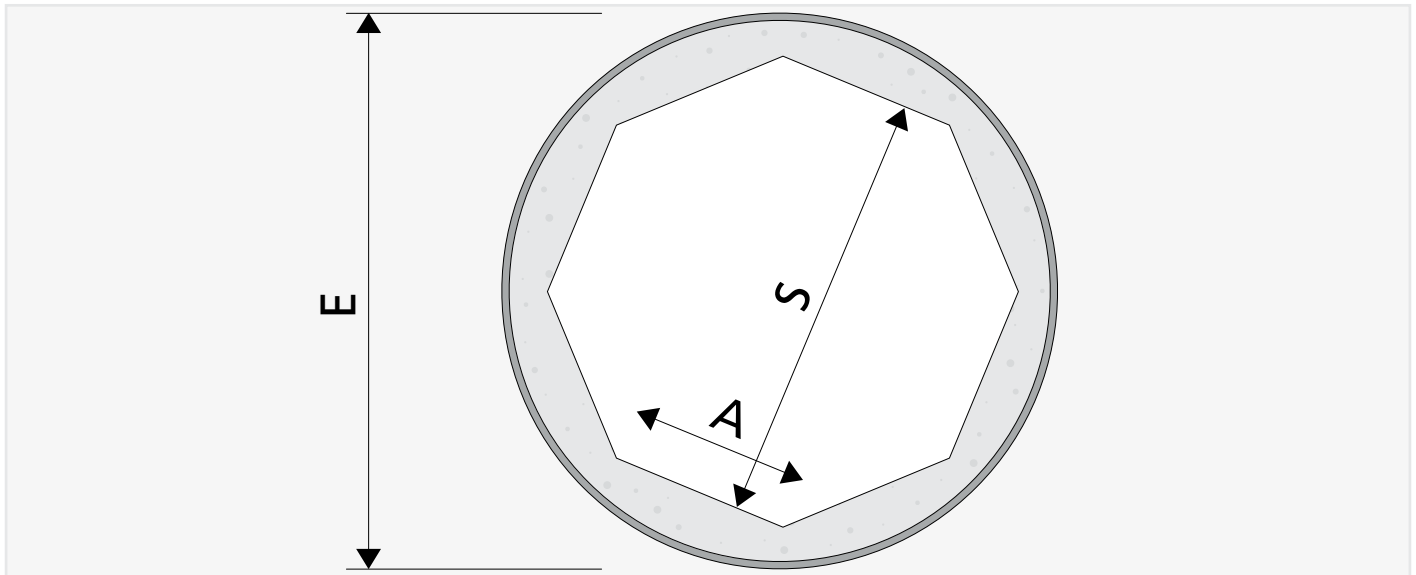


DIMENSIONS

Type	Ø E [mm]	S [mm]	A [mm]	Weight [kg/m]	Concrete requirement [m³/m]
173/100	209	173	100	2.70	0.03
260/148	307	260	148	4.70	0.06
335/198	410	335	198	6.50	0.10
530/298	614	530	298	11.90	0.23
670/398	818	670	398	22.60	0.41

TECHNICAL INFORMATION

RAPIDOBAT® OCTAGON



DIMENSIONS

Type	Ø E [mm]	S [mm]	A [mm]	Weight [kg/m]	Concrete requirement [m³/m]
231/96	257	231	96	3.50	0.03
277/115	307	277	115	4.60	0.06
323/134	359	323	134	5.40	0.10
370/153	410	370	153	6.30	0.23
554/229	614	554	229	11.40	0.41
739/306	818	739	306	21.80	0.41



RAPIDOBAT® Custom shapes

FOR CREATIVE
REINFORCED-CONCRETE
COLUMNS

THE PRODUCT

Any and all creative and complex custom shapes are possible. From conical columns to ellipses or L-columns.

We manufacture to your drawings and specifications. Just ask!

ADVANTAGES

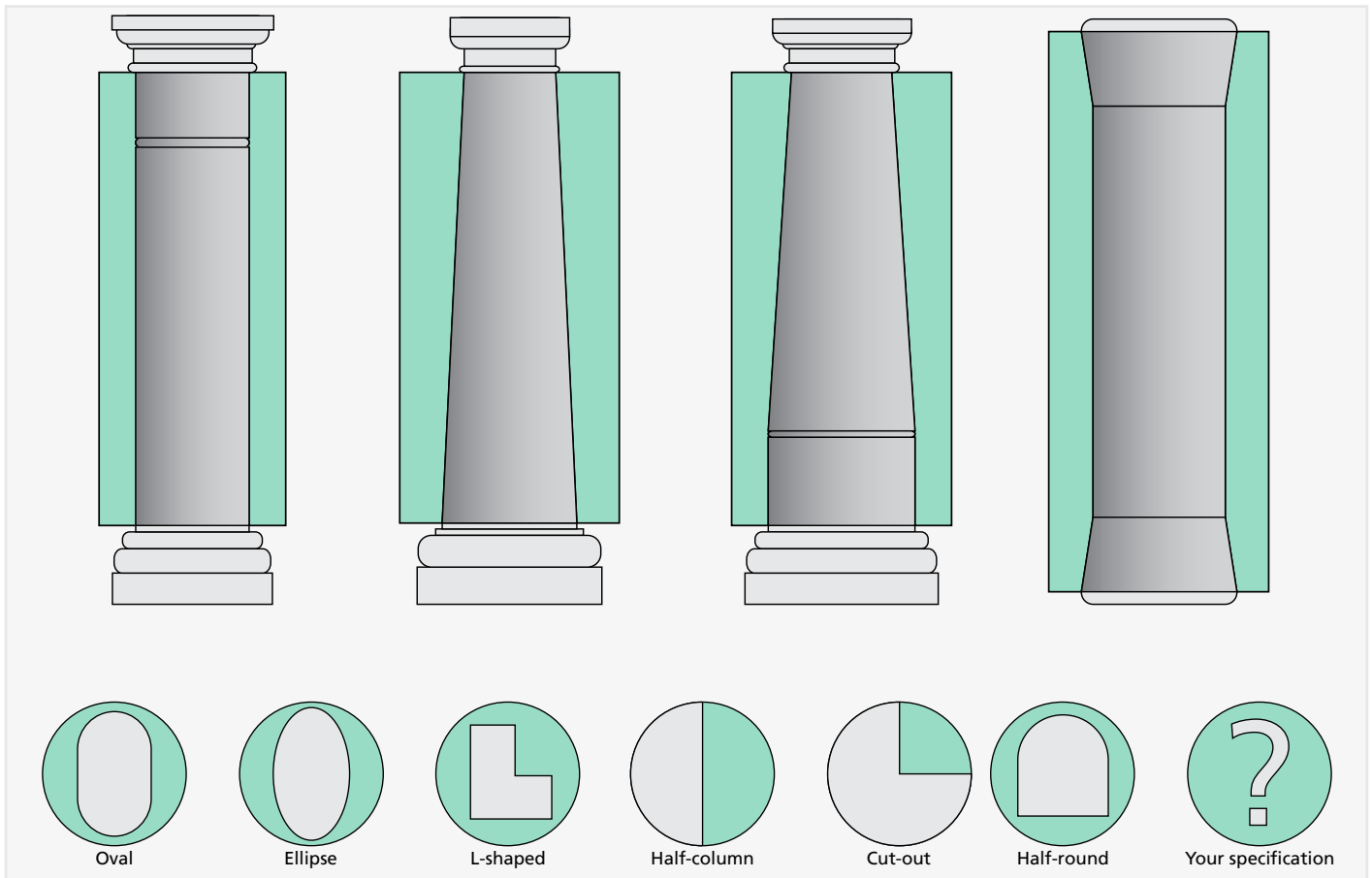
- Tried and trusted manufacturer of highest quality column formwork for more than 20 years
- Recyclable material
- Keeps its shape even in driving rain

APPLICATION AREAS

The integrated ripcord allows quick and easy stripping of the reinforced concrete column. The RAPIDOBAT® tube can then be used to protect the fresh concrete.

TECHNICAL INFORMATION / VARIANTS

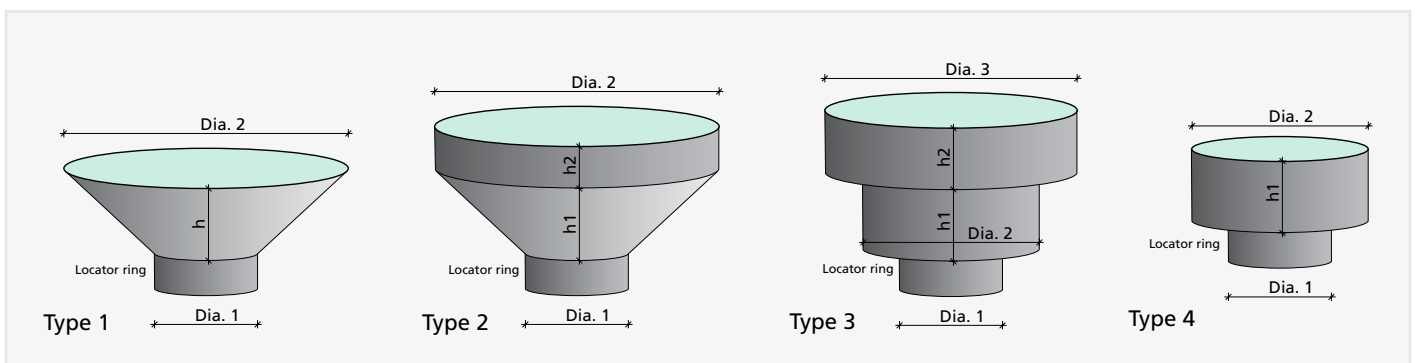
FORMWORK FOR SPECIAL APPLICATIONS




PLASTIC COLUMN HEADS

One- and two-piece plastic column heads with locator ring for angular and round columns. Attached to the RAPIDOBAT® formwork tube by means of the locator ring.

Wide range of dimensions possible. Just ask!





RAPIDOBAT® Capitals and bases

FOR ENHANCING THE
AESTHETIC APPEAL OF
REINFORCED-
CONCRETE COLUMNS

THE PRODUCT

The capital and base shuttering consist of a two-part rigid polystyrene foam shuttering element. These shuttering elements eliminate virtually all of the usual constraints that apply when designing columns. For the construction of stylish new buildings and structures, as well as for the restoration of historical buildings, these shuttering elements are a quick, cost-effective solution. By applying the gel-like release agent to the shuttering, it can be removed without hassle.

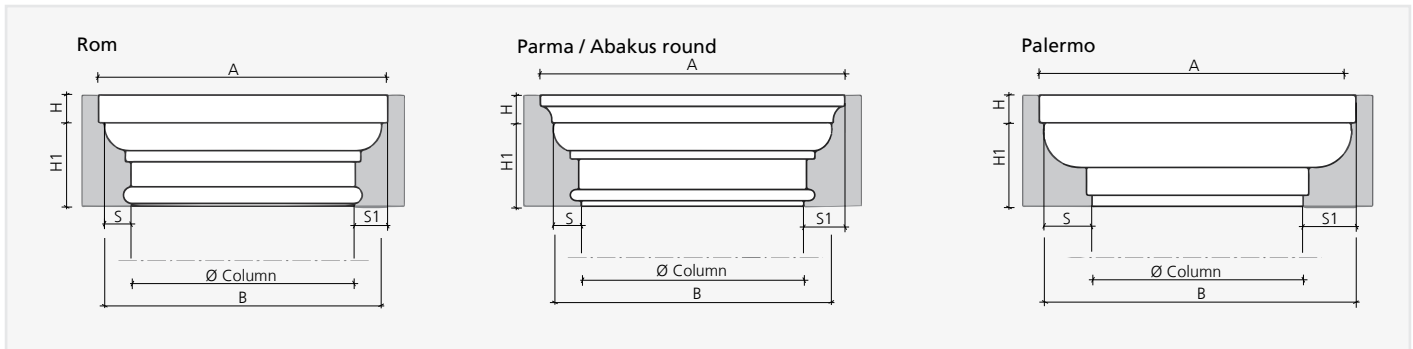
ADVANTAGES

- Capitals and bases can be produced at low cost
- A wide variety of geometries possible
- Shuttering can be completed in very little time
- Can be used multiple times if treated with care
- Wide range of accessories such as shuttering elements and abacuses

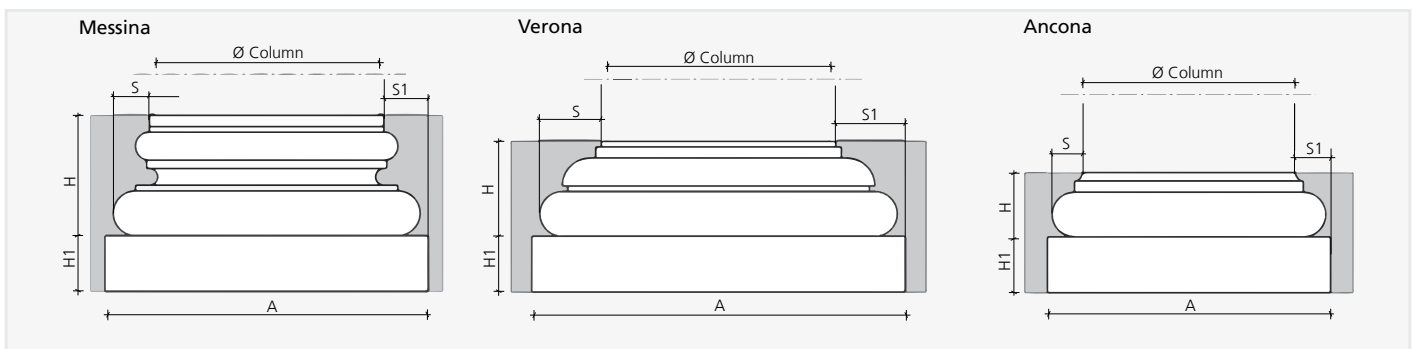
APPLICATION AREAS

To achieve the best concrete surface finish, the base must be filled with concrete first. The shuttering tube must then be fixed to the concrete base. The capital must then be shuttered in the correct position on the shuttering tube and secured there. Concreting can then begin.

TECHNICAL INFORMATION



Capital type	H [mm]	H1 [mm]	S [mm]	S1 [mm]	A [mm]
Rom	50	150	50	60	Ø Column + 120
Parma	50	150	50	90	Ø Column + 180
Palermo	50	150	100	110	Ø Column + 220



Base type	H [mm]	H1 [mm]	S [mm]	S1 [mm]	A [mm]
Messina	200	100	80	90	Ø Column + 180
Verona	200	100	70	80	Ø Column + 160
Ancona	200	100	55	65	Ø Column + 130

Only a few of the many capitals and bases available for RAPIDOBAT® formwork tubes are shown here.
Please ask to see further options!



RAPIDOBAT® Accessories

FOR SECURE RETENTION WHEN CONSTRUCTING COLUMNS

THE PRODUCT

Our proven fastening elements have been specially developed for RAPIDOBAT® shuttering tubes and provide secure retention when concreting.

ADVANTAGES

- Tried and trusted manufacturer of highest quality column formwork for more than 20 years
- Suitable for all dimensions
- Some are continuously adjustable
- Can be used multiple times if treated with care

APPLICATION AREAS

The RAPIDOBAT® accessories allow for easy fitting, concreting and removal of the shuttering tubes. This, in turn, allows for quick, cost-effective progress in construction.

TECHNICAL INFORMATION

RAPIDO-SPANN

INTENDED USE:

- Upper/superior fixation of RAPIDOBAT®
- Intermediate restraint for exceptional lengths
- Vertical alignment

TYPE SELECTION DEPENDS ON:

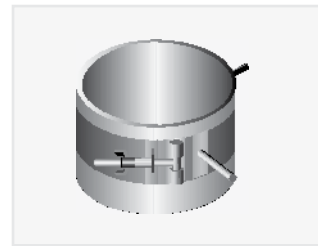
- Formwork tube diameters
- Local conditions
- Application specific needs

RAPIDO-CLAMP TYPE M TYPE TENSION BELT



- Fixed steel-sheet sleeves
- Dywidag bar anchors for attaching the tension and compression props
- Ø 200-600 as a fixed variable
- Set includes 2 pcs.

TYPE STEEL SLEEVE



- Adjustable steel sleeves
- Dywidag bar anchors for attaching the tension and compression props
- Ø 250-1200
- 5 adjustable sizes

RAPIDO-CLAMP TYPE D



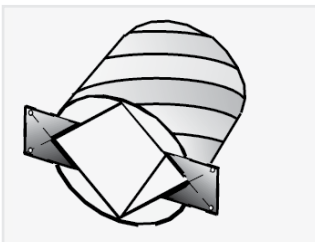
- Adjustable tension belt
- Dywidag bar anchors for alignment with diagonal ties and pressure props
- Clamp with softbearing
- Ø 200-1200

RAPIDO-CLAMP TYPE P



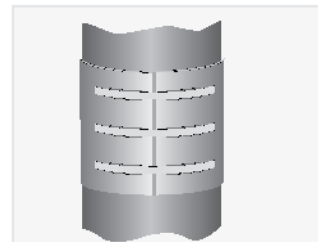
- Adjustable tension belt
- 3 plastic eyelets for tensioning
- Ø 150-1200

RAPIDO-FIX



- Steel angle brackets for alignment of RAPIDOBAT® square and rectangle
- Suitable for all dimensions
- Set includes 2 pcs.

RAPIDOBAT® SLEEVE



- For extending and stabilising RAPIDOBAT® formwork tubes.
- Fixing by hook-and-loop tapes (Velcro® stripes)
- Ø 150-600

INSTALLATION AIDS FOR CAPITALS



- Suitable for all capitals and tube diameters

DEBONDING AGENTS FOR CAPITALS AND BASES

- Gelatinous release agent
- Requirement per capital/base: approx. 0.65 litres

A SERVICE FOR BUILDING THE FUTURE: WE ARE ALWAYS THERE FOR YOU.

You can rely on our excellent service: We accompany you through every phase of the project – either over the phone, online or in person, directly at your site. As a true partner, we place special value on offering our customers added value – allow yourself to be convinced by our comprehensive range of services.



READY TO GO: OUR TENDER DOCUMENTS.

Our ready-made tender documents can be quickly and easily embedded in your tender program, e.g. with the tender managers at www.ausschreiben.de or www.heinze.de



EVERYTHING ONLINE: OUR DOWNLOAD CENTRE.

All brochures, test reports, approvals, our latest price list and much more are available for download at www.h-bau.de/download



FOR PLANNING AND APPLICATION: OUR VIDEOS AND SOFTWARE.

In addition to our installation and reference films, we also provide you with various software solutions, such as calculation programs, free of charge on our website.



HOTLINES

Individual support in the planning and implementation of projects:

Answers to any questions regarding delivery times, shipping, sales prices and the complete processing of your orders:

APPLICATION TECHNOLOGY

Hotline: +49 7742 9215-300
Email: technik@h-bau.de


DISTRIBUTION GERMANY

Hotline: +49 7742 9215-200
Email: vertrieb@h-bau.de



INDIVIDUAL: OUR SPECIAL CONSTRUCTIONS.

Were you unable to find what you were looking for in our wide range of products and services? Our engineers and applications engineers will develop individual product solutions on request to meet your needs.



FROM PERSON TO PERSON: OUR NETWORK OF CONSULTANTS.

Get the answers to your technical questions face-to-face at your site: Our consultant engineers will be happy to come to your site.



CUTTING EDGE: OUR NEWSLETTER.

Subscribe to our newsletter and you will always be kept up-to-date: Find out more about our product innovations, trade shows and current trends in the sector.

Answers to any questions regarding delivery times, shipping, sales prices and the complete processing of your orders at an international level:

DISTRIBUTION INTERNATIONAL

Hotline: +49 7742 9215-250
Email: export@h-bau.de

We will be happy to send you our technical brochures and planning documents:

HEAD OFFICE

Hotline: +49 7742 9215-0
Email: info@h-bau.de

CONTACTS TO HELP BUILD THE FUTURE: WE WILL BE WHEREVER YOU ARE.

Thanks to our global sales network, expert specialist advisors are available to you on a national level and on an international level. If no contact partner is listed for your country, contact our Head Office in Klettgau – we will be happy to provide you with further assistance.



HEADQUARTER

H-BAU TECHNIK GMBH

Am Güterbahnhof 20
D-79771 Klettgau
Phone: +49 7742 9215-0
Fax: +49 7742 9215-129
Email: info@h-bau.de
www.h-bau.de

PRODUCTION NORTH-EAST

Brandenburger Allee 30
D-14641 Nauen OT Wachow
Phone: +49 33239 775-0
Fax: +49 33239 775-90
Email: info.berlin@h-bau.de

PRODUCTION CHEMNITZ

Beyerstraße 21
D-09113 Chemnitz
Phone: +49 371 40041-0
Fax: +49 371 40041-99
Email: info.chemnitz@h-bau.de

J&P-BUILDING SYSTEM

Our products are sold in Germany exclusively through the following subsidiaries of J&P-Bautechnik Vertriebs GmbH:

ESSEN

J&P-Bautechnik Vertriebs GmbH
Fundlandstraße 29
D-45326 Essen
Phone: +49 201 289660
Fax: +49 201 2896620
Email: essen@jp-bautechnik.de

NÜRNBERG

J&P-Bautechnik Vertriebs GmbH
Lechstraße 21
D-90451 Nürnberg
Phone: +49 911 6427808
Fax: +49 911 6428472
Email: nuernberg@jp-bautechnik.de

MANNHEIM

J&P-Bautechnik Vertriebs GmbH
Markircher Straße 14
D-68229 Mannheim
Phone: +49 621 4840340
Fax: +49 621 4840344
Email: mannheim@jp-bautechnik.de

You are also welcome to directly contact our Head Office in Klettgau. You can find further information about J&P-Bautechnik Vertriebs GmbH at www.jp-bautechnik.de

PARTNERS WORLDWIDE

SWITZERLAND

JORDAHL H-BAU AG
Zürichstrasse 38a
CH-8306 Brüttisellen / Zürich
Phone: +41 44 8071717
Fax: +41 44 8071718
Email: info@jordahl-hbau.ch
www.jordahl-hbau.ch

AUSTRIA

JORDAHL H-BAU
Österreich GmbH
Straubingstrasse 19
A-4030 Linz, Österreich
Phone: +43 732 321900
Fax: +43 732 321900-99
Email: office@jordahl-hbau.at
www.jordahl-hbau.at

FRANCE

JORDAHL H-BAU France SARL
Siège
7 rue des Vallières Sud
F-25220 Chalezeule
Phone: +33 381 250465
Fax: +33 381 250796
Email: info@jordahl-hbau.fr
www.jordahl-hbau.fr

NETHERLANDS

JORDAHL H-BAU
Bezoekadres
Jan Tinbergenstraat 221
NL-7559 SP Hengelo
Phone: +31 74 2505737
Fax: +31 74 2503321
Email: info@jordahl-hbau.nl
www.jordahl-hbau.nl

DENMARK

Jordahl & Pfeifer Byggeteknik A/S
Risgårdevej 66
DK-9640 Farsø
Phone: +45 98 631900
Phone: +45 98 631939
Email: info@jordahl-pfeifer.dk
www.jordahl-pfeifer.dk

HUNGARY

PFEIFER Garant Kft.
Gyömrői út 128
HU-1103 Budapest
Phone: +36 1 2601014
Fax: +36 1 2620927
Email: info@pfeifer-garant.hu
www.pfeifer-garant.hu

UNITED KINGDOM

J&P Building Systems Ltd.
Unit 5
Thame Forty
Jane Morbey Road
GB-THAME, OXON OX9 3RR
Phone: +44 1844 215200
Fax: +44 1844 263257
Email: enquiries@jandpbuildingsystems.com
www.jp-uk.com

UKRAINE

JORDAHL & PFEIFER
Technika Budowlana
ul. Pawlyka 17a
UA-76-018 Ivano-Frankivsk
Phone Reg. Ost: +380 67442 8578
Phone Reg. West: +380 67442 8579
Email: info@j-p.com.ua

CZECH REPUBLIC

Jordahl & Pfeifer
Stavební technika s.r.o.
Bavorská 856/14
CZ-15500 Praha 5
Phone: +420 272 700701
Fax: +420 272 700704
Email: info@jpcz.cz
www.jpcz.cz

SPAIN

PFEIFER Cables y Equipos de Elevación, S.L.
Avda.de Los Pirineos, 25 – Nave 20
San Sebastian de los Reyes
ES-28700 Madrid
Phone: +34 91 659 3185
Fax: +34 91 659 3139
Email: p-es@pfeifer.de
www.pfeifer.es

SINGAPORE

J&P Building Systems Pte Ltd.
No. 48 Toh Guan Road East
#08-104 Enterprise Hub
SG-SINGAPORE 608586
Phone: +65 6569 6131
Fax: +65 6569 5286
Email: info@jnp.com.sg
www.jnp.com.sg

ROMANIA

S.C. JORDAHL & PFEIFER TEHNICĂ DE
ANCORARE S.R.L
Str. Malului Nr. 7, et. 1
RO-550197 Sibiu jud. Sibiu
Phone: +40 269 246098
Fax: +40 269 246099
Email: info@jordahl-pfeifer.ro
www.jordahl-pfeifer.ro

POLAND

JORDAHL & PFEIFER TECHNIKA
BUDOWLANA SP. Z O. O.
ul. Wrocławska 68
PL-55-330 Krępiec k/Wrocławia
Phone: +48 71 3968264
Fax: +48 71 3968105
Email: biuro@jordahl-pfeifer.pl
www.j-p.pl

Disclaimer

1. This work and all its parts are protected by copy-right law. The use of this work shall not be permitted without the agreement of H-BAU Technik GmbH.
2. All texts and diagrams in this printed product have been developed and compiled with the utmost care and serve to provide preliminary information. Nevertheless, errors cannot be completely excluded. The publisher shall assume no liability, irrespective of the legal grounds for this. Previous documents shall become invalid with the issue of this document.



Forward Constructing.

08/2015

H-BAU TECHNIK GMBH

Am Güterbahnhof 20

D-79771 Klettgau

Phone: +49 7742 9215-0

Fax: +49 7742 9215-129

Email: info@h-bau.de